



# RT12120A(12V12Ah)

## Specification

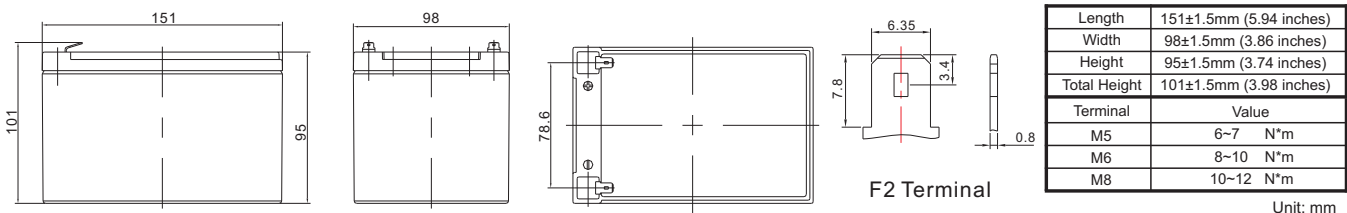
Cells Per Unit	6
Voltage Per Unit	12
Nominal Capacity	12Ah@20hour-rate to 1.75V per cell @25°C
Weight	Approx. 3.15 Kg (Tolerance ± 5.0%)
Internal Resistance	Approx. 20 mΩ
Terminal	F1/F2
Max. Discharge Current	120A (5 sec)
Short Circuit Current	570A
Design Life	6~8 years (Float charging)
Max. Charging Current	3.6 A
Reference Capacity	C3 9.29AH C5 10.5AH C10 11.2AH C20 12.0AH
Standby Use Voltage	13.7 V~13.9 V @ 25°C Temperature Compensation: -3mV/°C/Cell
Cycle Use Voltage	14.6 V~14.8 V @ 25°C Temperature Compensation: -4mV/°C/Cell
Operating Temperature Range	Discharge: -20°C~60°C Charge: 0°C~50°C Storage: -20°C~60°C
Normal Operating Temperature Range	25°C ± 5°C
Self Discharge	RITAR Valve Regulated Lead Acid (VRLA) batteries can be stored for up to 6 months at 25°C and then recharging is recommended. Monthly Self-discharge ratio is less than 3% at 25°C. Please charge batteries before using.
Container Material	A.B.S. UL94-HB, UL94-V0 Optional.



RT series is a general purpose battery with 6~8 years design life in float service. It meets with IEC, JIS, BS, GB/T and YD/T standards. With advanced AGM valve regulated technology and high purity raw material, the RT series battery maintains high consistency for better performance and reliable standby service life. It is suitable for UPS/EPS, medical equipment, emergency light and security system applications.



## Dimensions



### Constant Current Discharge Characteristics : A (25°C)

F.V/Time	5MIN	10MIN	15MIN	30MIN	1HR	2HR	3HR	4HR	5HR	8HR	10HR	20HR
1.60V	44.16	31.53	23.03	13.23	7.332	4.502	3.384	2.732	2.264	1.457	1.183	0.625
1.65V	41.07	29.80	22.02	12.70	7.080	4.358	3.280	2.658	2.205	1.441	1.169	0.615
1.70V	37.05	27.43	20.62	12.14	6.850	4.214	3.190	2.586	2.148	1.418	1.151	0.607
1.75V	33.20	25.11	19.19	11.60	6.600	4.067	3.095	2.520	2.094	1.399	1.136	0.600
1.80V	29.15	22.73	17.72	11.09	6.347	3.921	2.999	2.447	2.040	1.375	1.122	0.594
1.85V	23.14	18.58	14.70	9.549	5.693	3.593	2.773	2.275	1.902	1.291	1.056	0.564

### Constant Power Discharge Characteristics : WPC (25°C)

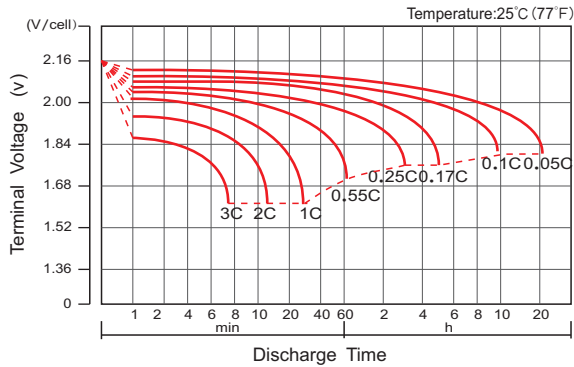
F.V/Time	5MIN	10MIN	15MIN	30MIN	1HR	2HR	3HR	4HR	5HR	8HR	10HR	20HR
1.60V	73.21	53.60	40.26	24.02	13.78	8.532	6.463	5.245	4.363	2.845	2.326	1.230
1.65V	68.87	51.63	39.06	23.31	13.38	8.300	6.290	5.122	4.266	2.819	2.301	1.213
1.70V	63.55	48.40	37.13	22.50	13.03	8.070	6.146	5.002	4.169	2.782	2.269	1.199
1.75V	58.20	45.10	35.05	21.73	12.63	7.825	5.988	4.892	4.079	2.749	2.242	1.186
1.80V	52.19	41.54	32.82	20.98	12.21	7.583	5.826	4.769	3.988	2.708	2.216	1.176
1.85V	42.30	34.55	27.63	18.24	11.02	6.985	5.410	4.449	3.731	2.548	2.089	1.118

(Note) The above characteristics data are average values obtained within three charge/discharge cycle not the minimum values. The battery must be fully charged before the capacity test. The C<sub>20</sub> should reach 95% after the first cycle and 100% after the third cycle.

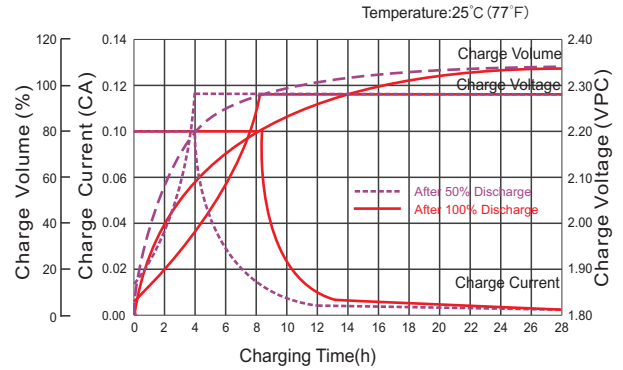
# RT12120A(12V12Ah)



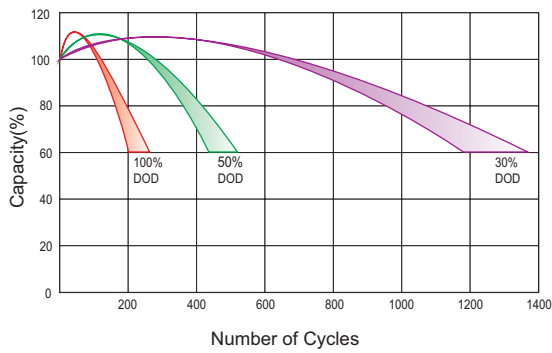
## Discharge Characteristics Curve



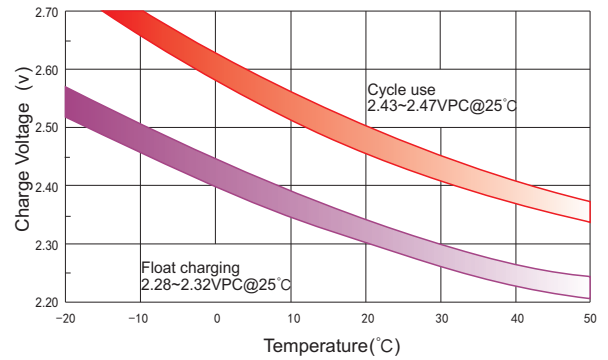
## Charge Characteristic Curve For Standby Use



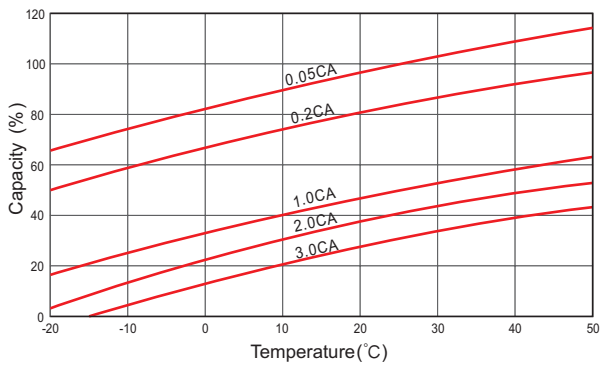
## Cycle Life In Relation To Depth Of Discharge



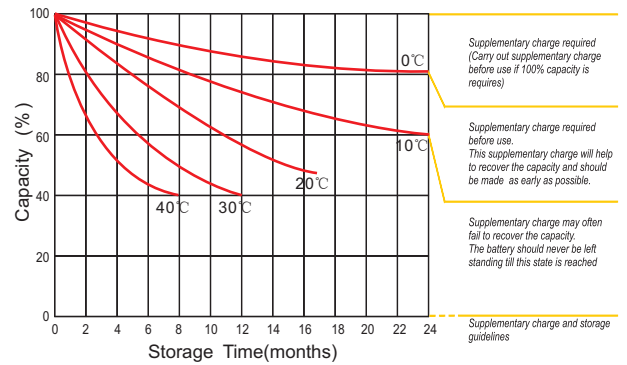
## Relationship Between Charging Voltage And Temperature



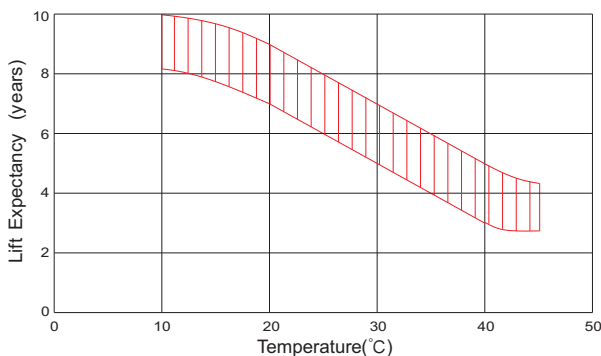
## Temperature Effects On Capacity



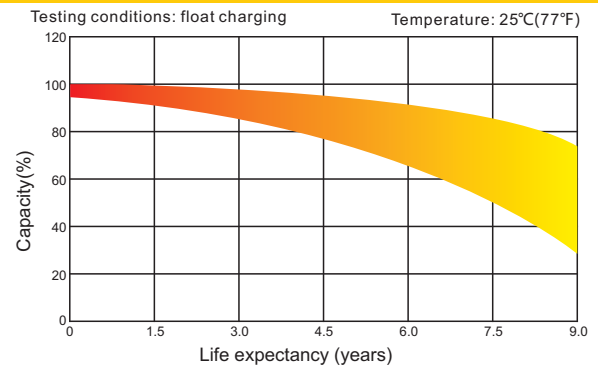
## Storage Characteristics



## Effect Of Temperature On Long Term Life



## Life Characteristics Of Standby Use



(Note) All above information shall be changed without prior notice, Ritar reserves the right to explain and update the latest information.  
Ritar Power (Vietnam) Company Limited  
Lot A21, C4 Road, Thanh Thanh Cong Industrial Park, An Hoa Village, Trang Bank District, Tay Ninh Province, Vietnam